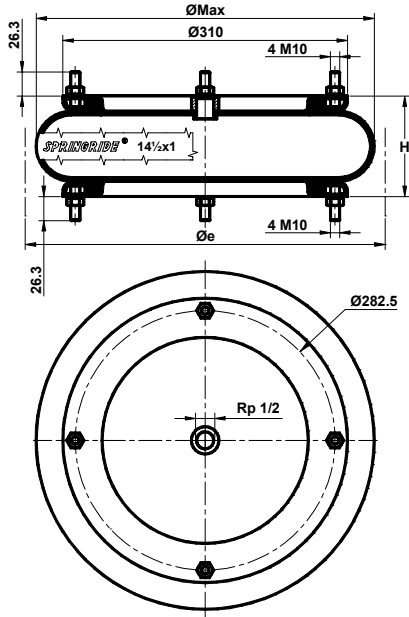


BELLOWS 14½" x 1



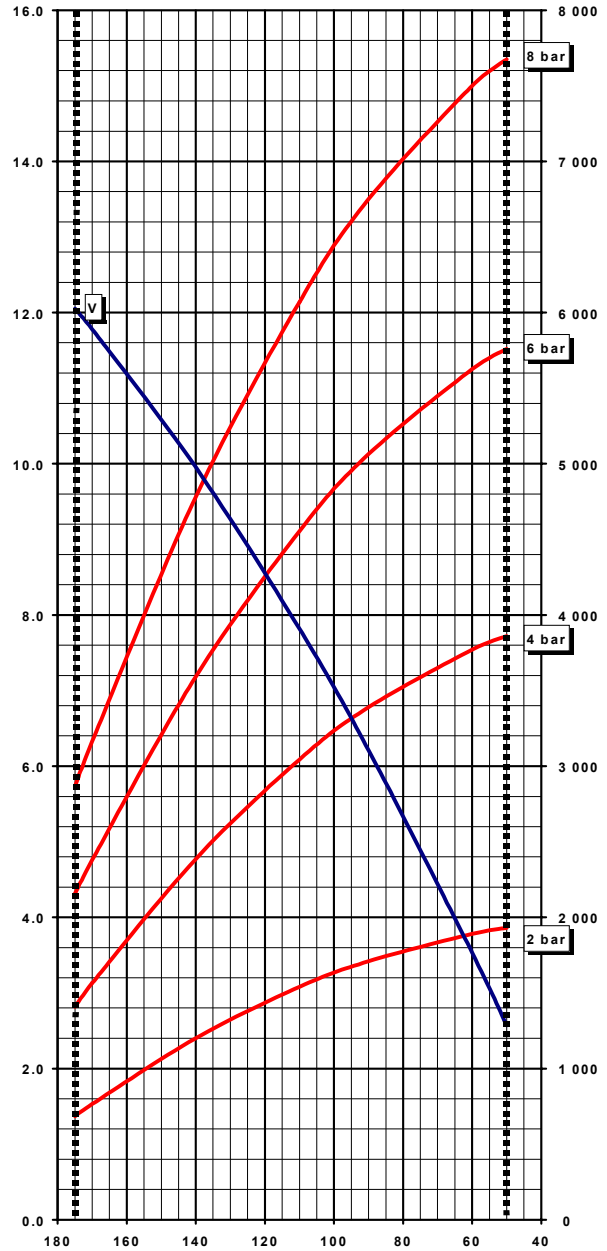
ASSEMBLED WITH 8 NUTS Hu10 AND 8 WASHERS GROWER WZ10.
FASTENING TORQUE 25 Nm

Heights (mm) (H)			Stroke (mm)
Maximum	Minimum	Design	
175	50	110	125
Diameters (mm)			Weight (kg)
Ø MAX	Overall		
395	425		7.1

Rubber Bellow	Features	Part Numbers
Standard	-Rubber Only	SP1202
-40 to 70°C	-Assembled Bellows 4 studs	SP1543
Butyl	-Rubber Only	SP1144
-25 to 90°C	-Assembled Bellows 4 studs	SP1715
Epichlore	-Rubber Only	SP2516
-20 to 115°C	-Assembled Bellows 8 studs	SP2594

VOLUME V (dm³) at 6 bar

LOAD (daN)



HEIGHT (mm)

- Indicative value of force required to reach minimum height at atmospheric pressure : 10 daN

- Maximum pressure : 8 bar

- The datas presented on this document are liable to evolution and don't constitute a commitment from DUNLOP AIRSPRINGS (see page 5-7).

BELLOWS 14½" x 1

FOR USE AS A PNEUMATIC ACTUATOR

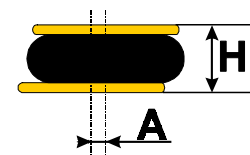
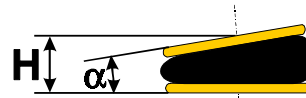
CHARACTERISTICS IN STATIC CONDITION				
HEIGHT (mm)	LOAD (daN)			
	Pressure 2 bar	Pressure 4 bar	Pressure 6 bar	Pressure 8 bar
50	1930	3860	5760	7675
70	1840	3660	5465	7285
90	1710	3390	5065	6750
110	1540	3045	4555	6070
130	1325	2625	3940	5245
150	1065	2130	3215	4280
175	685	1410	2155	2865

ANGULAR CAPABILITY

Maximum (α)	For H between	
	H mini (mm)	H maxi (mm)
5°	65	145
10°	85	135

OUT OF ALIGNMENT

Maximum (A)	For H between	
	H mini (mm)	H maxi (mm)
10	85	160
20	95	145
30	105	125



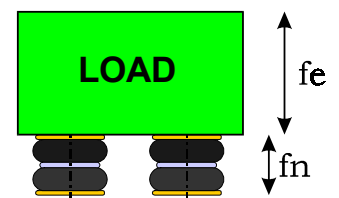
- Airsprings must not be pressurised unless they are restricted by an outside frame or by a suitable load.
- Strokes must be limited by the direct use of bump stops or external stops.
- When stacking airsprings, special cares must be taken to ensure the airsprings are guided and fixed.
- An Airspring is a single acting air actuator and must not be used below atmospheric pressure.
- Please check the over-pressure in case of quick compression.
- The datas presented on this document are liable to evolution and don't constitute a commitment from DUNLOP AIRSPRINGS (see page 5-7).

FOR USE AS AN ISOLATOR

DYNAMIC CHARACTERISTICS AT H= 130 mm *				
	Pressure 2 bar	Pressure 4 bar	Pressure 6 bar	Pressure 8 bar
LOAD (daN)	1325	2635	3940	
VOLUME (dm³)	8.66	8.97	9.28	
STIFFNESS (daN/cm)	328	559	784	
NATURAL FREQUENCY (Hz)	2.48	2.30	2.22	
ISOLATION RATE at 10 Hz	93.4%	94.4%	94.8%	

- Isolation rate is given by the formula :

$$I = 1 - \frac{1}{\left(\frac{f_e}{f_n}\right)^2 - 1}$$



fe = Exciting frequency (Hz)
fn = Airspring natural frequency (Hz)

* Recommended height for better isolation.