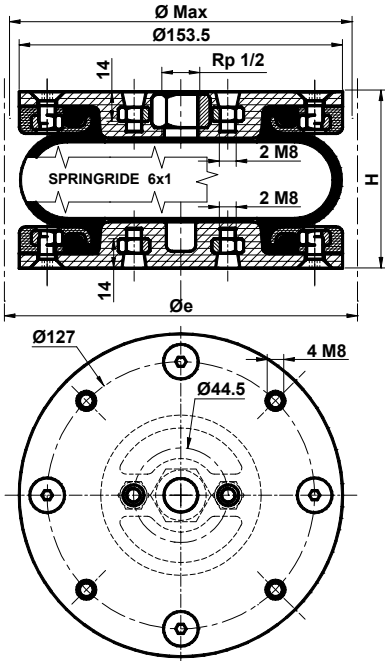


# BELLOWS 6" x 1 COMPOSITE



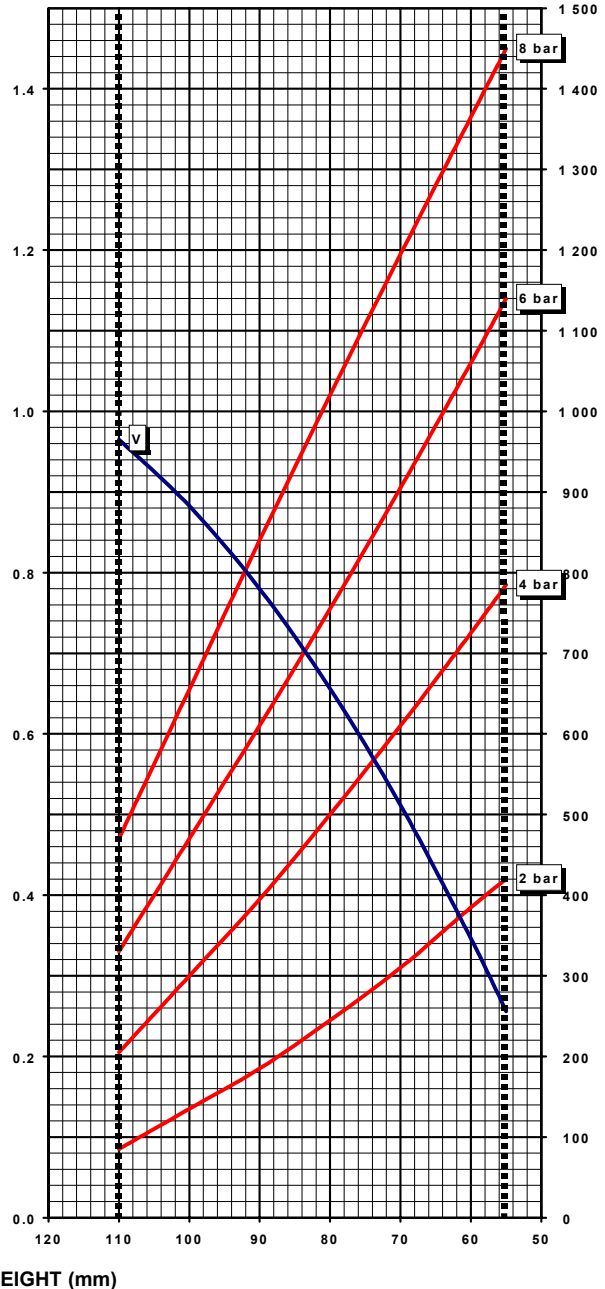
ASSEMBLED WITH 2x4 SCREWS Fhc/90 M8x125 LENGTH 15mm  
FASTENING TORQUE 12 Nm

Heights (mm) (H)			Stroke (mm)
Maximum	Minimum	Design	
110	55	80	55
Diameters (mm)			Weight (kg)
Ø MAX	Overall		
175	190		0.95

Rubber Bellow	Features	Part Numbers
<b>Standard</b>	-Rubber Only	SP1367
-40 to 70°C	-Assembled Bellows	<b>SP1645</b>
<b>Butyl</b>	-Rubber Only	SP1379
-25 to 90°C	-Assembled Bellows	<b>SP1621</b>
<b>Epichlore</b>	-Rubber Only	SP2260
-20 to 115°C	-Assembled Bellows	<b>SP2589</b>

VOLUME V (dm³) at 6 bar

LOAD (daN)



- Indicative value of force required to reach minimum height at atmospheric pressure : 18 daN

- Maximum pressure : 8 bar

- The datas presented on this document are liable to evolution and don't constitute a commitment from DUNLOP AIRSPRINGS (see page 5-7).

**BELLOWS 6" x 1 COMPOSITE**

**FOR USE AS A PNEUMATIC ACTUATOR**

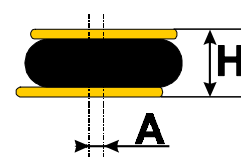
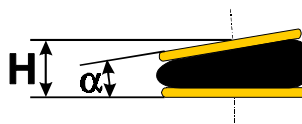
CHARACTERISTICS IN STATIC CONDITION				
HEIGHT (mm)	LOAD (daN)			
	Pressure 2 bar	Pressure 4 bar	Pressure 6 bar	Pressure 8 bar
55	420	785	1140	1450
60	385	725	1060	1365
70	310	610	905	1195
80	245	500	755	1020
90	185	395	610	840
100	135	300	470	655
110	85	205	330	470

ANGULAR CAPABILITY

Maximum (α)	For H between	
	H mini (mm)	H maxi (mm)
5°	65	90
10°	70	85

OUT OF ALIGNMENT

Maximum (A) (mm)	For H between	
	H mini (mm)	H maxi (mm)
10	75	85



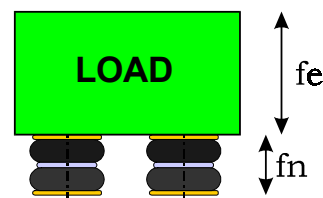
- Airsprings must not be pressurised unless they are restricted by an outside frame or by a suitable load.
- Strokes must be limited by the direct use of bump stops or external stops.
- When stacking airsprings, special cares must be taken to ensure the airsprings are guided and fixed.
- An Airspring is a single acting air actuator and must not be used below atmospheric pressure.
- Please check the over-pressure in case of quick compression.
- The datas presented on this document are liable to evolution and don't constitute a commitment from DUNLOP AIRSPRINGS (see page 5-7).

**FOR USE AS AN ISOLATOR**

DYNAMIC CHARACTERISTICS AT H=90 mm *				
	Pressure 2 bar	Pressure 4 bar	Pressure 6 bar	Pressure 8 bar
LOAD (daN)	185	395	610	
VOLUME (dm³)	0.73	0.75	0.78	
STIFFNESS (daN/cm)	106.3	191.9	272.2	
NATURAL FREQUENCY (Hz)	3.76	3.47	3.33	
ISOLATION RATE at 10 Hz	83.6%	86.3%	87.5%	

- Isolation rate is given by the formula :

$$I = 1 - \frac{1}{\left(\frac{f_e}{f_n}\right)^2 - 1}$$



fe = Exciting frequency (Hz)  
fn = Airspring natural frequency (Hz)

\* Recommended height for better isolation.