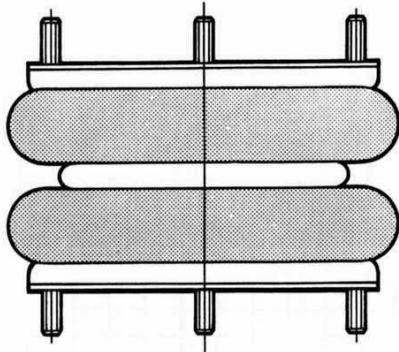


# 14½" x 2 (4-stud Mounting Plates)

PART NUMBER	TYPE	RUBBER	INLET
VSM 10248	Bellow	Standard	N/A
PNP 30414 01 17	Assembly	Standard	1/2" BSP
A 3 1485 0B 26	Bellow	Butyl	N/A
Contact Dunlop	Assembly	Butyl	1/2" BSP

## Conditions of Use

Maximum Working Pressure	8bar
Burst Pressure	26bar
Maximum Angle between Top & Bottom Plates	15°
Maximum Axial Offset	10mm



## Precautions to Observe

- Do not exceed stated stroke.
- Do not inflate assembly when it is unrestricted.
- Do not inflate beyond pressures stated without prior consultation with Dunlop.
- Respect maximum and minimum heights.
- The bellows must be securely fixed.
- Do not use without air pressure.

## Operating Temperature

### Standard Rubber...

Minimum -30°C (-40°C Static)  
Maximum +70°C (+90°C Static)

### Chlorobutyl Rubber...

Minimum -25°C (-30°C Static)  
Maximum +90°C (+115°C Static)

## Materials

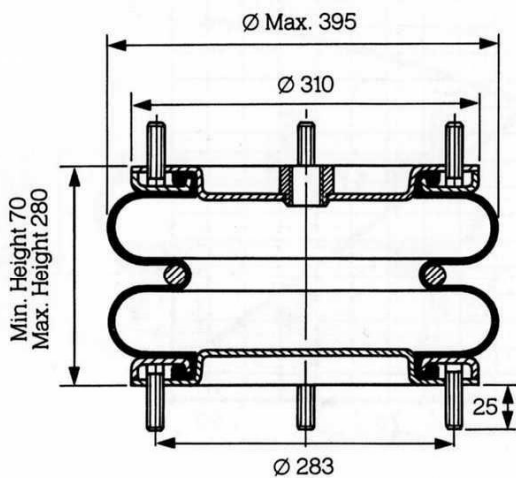
- Bellows : Various rubbers - 'Standard' and 'Chlorobutyl' (High Temperature)
- Metal parts : mild steel, protected by zinc passivate and yellow chromate

## Note

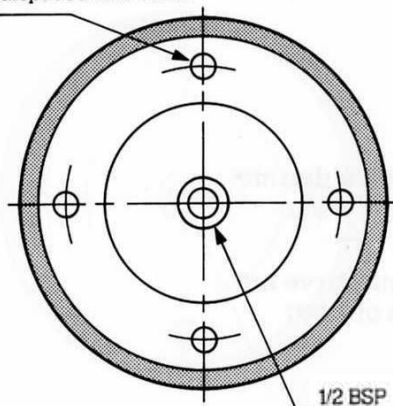
This bellow assembly can be completely dismantled

## Dimensions

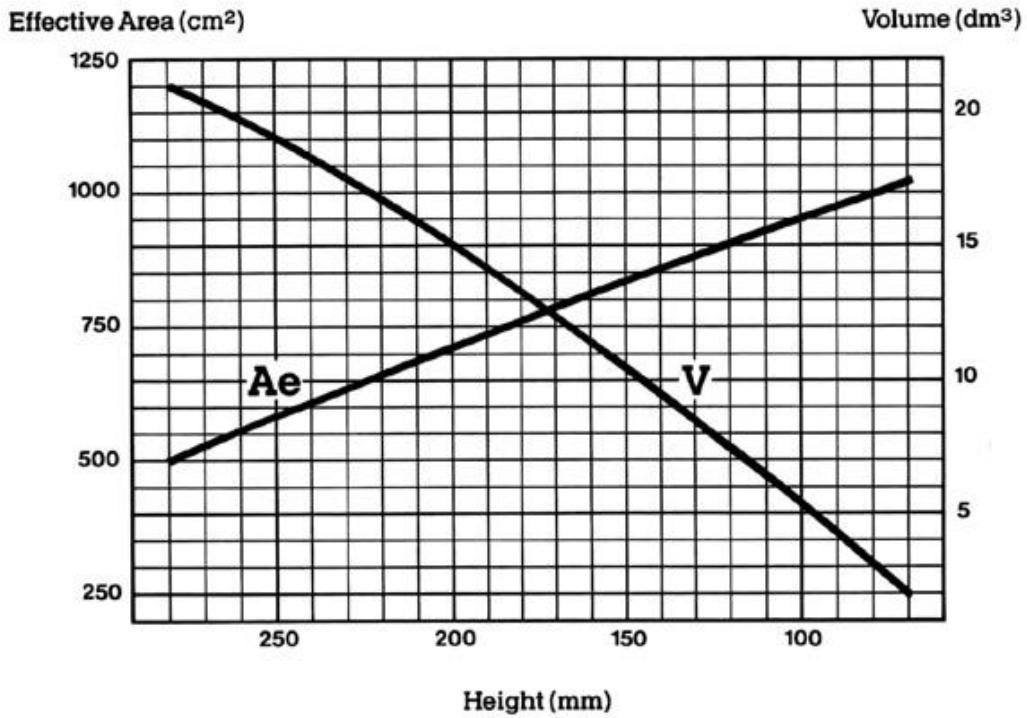
Maximum Diameter	395mm
Space Required	410mm
Minimum Height	70mm
Maximum Height	280mm
Total Stroke	210mm
Static Height	180mm
Effective Area at Static Height	760cm <sup>2</sup>
Bellows Weight	8.5kg



4 equispaced M10 studs



**Effective Area/Height  
Volume/Height**



**Ae** Effective Area cm<sup>2</sup>

**V** Volume dm<sup>3</sup>

The effective area curve values are measured at a pressure of 4 bar (0.4 MPa).

The values of the volume curve are measured at a pressure of 7 bar (0.7 MPa).